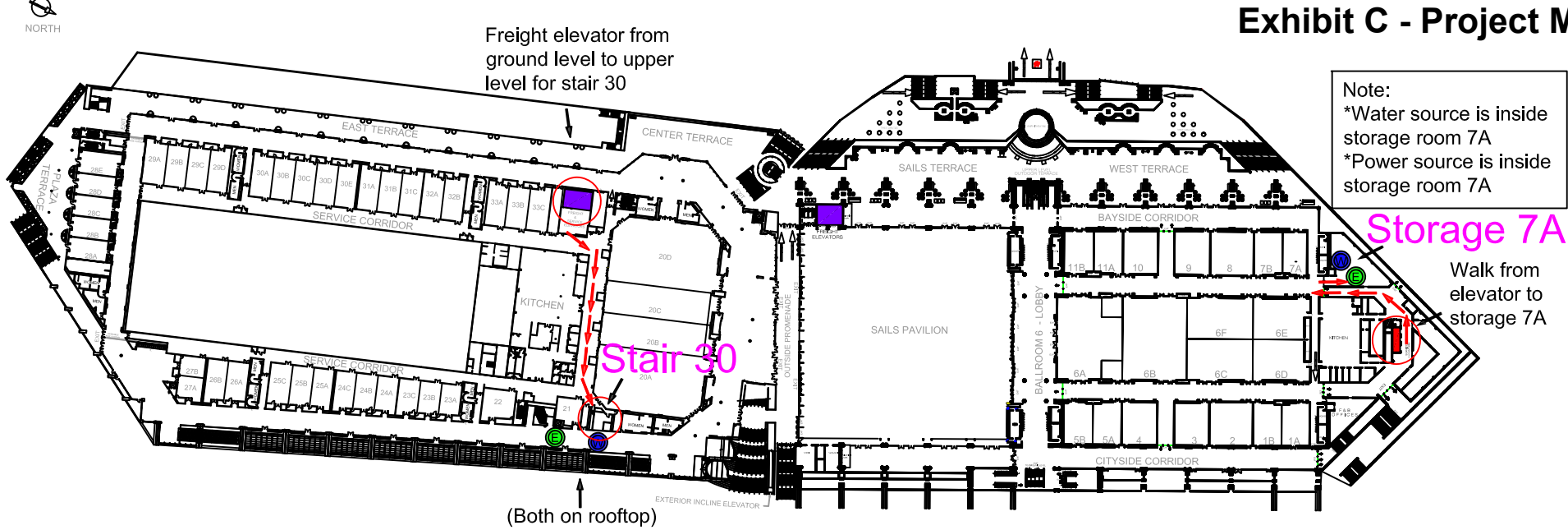
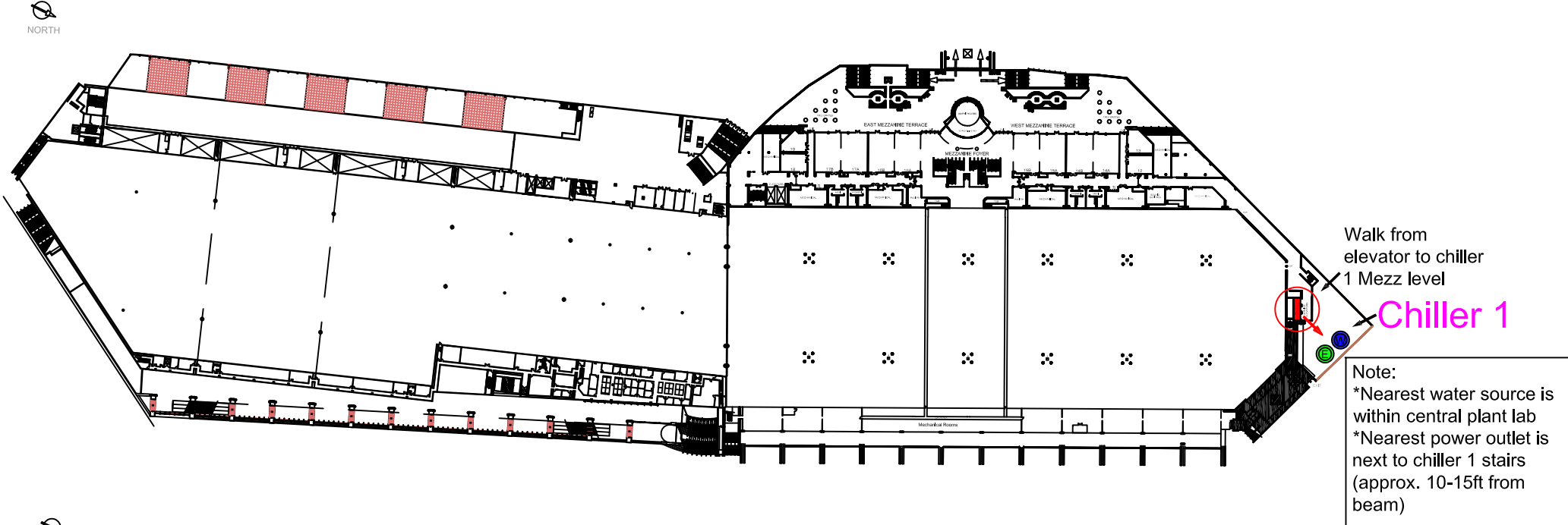


Exhibit C - Project Map

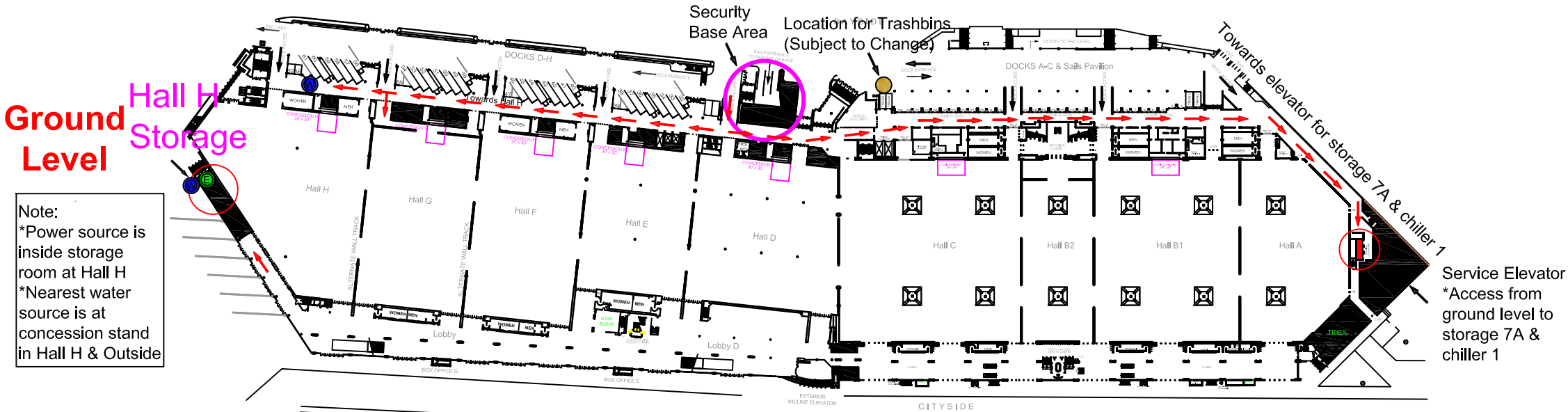
Upper Level



Mezzanine Level




Ground Level



## 1. Hall H (Ground Level, East Building) –

Attached are the locations for water and power source that can be used while working in storage room near Hall H.



Dock Area Behind Hall H (East End)



Power source in Storage room near Hall H




Water source near Hall H outside.




## 2. Stair 30 (Upper Level, East Building) -


Water and Power source for stair 30 is located on roof top. Can be accessed by door right near work location at stair 30.



## 3. Chiller One (Mezzanine Level at Central Plant, West Building) – Water source on left, power source in right image.



4. Storage Room 7A (Upper-Level West Building) –







# LOADING DOCKS

Address for GPS Navigation:  
573 Convention Way,  
San Diego, CA 92101

## Directions from Harbor Dr to SDCC Loading Docks on Convention Way

- Head southwest on Park Blvd
- Park Blvd becomes Convention Way
- Continue to the second stop sign
  - **West Docks 1-30**, continue straight at the stop sign, then take an immediate slight right
  - **East Docks 31-62**, turn right at the stop sign
- Check in with Security at entrance

