



SAN DIEGO CONVENTION CENTER



The San Diego Convention Center offers flexible meeting space, excellent customer service and customized food and beverage all in a destination that provides year-round appeal. Named an IAVM Venue of Excellence, our waterfront facility is a 10-minute drive from the San Diego International Airport and close to a vibrant mix of restaurants and attractions. With four headquarter hotels and nearly 14,000 hotel rooms within walking distance, our location and service set the foundation for an incredible event!

SALES & EVENT MANAGERS

You can expect a sales team with a service philosophy that is unmatched in excellence and professionalism. They are your first point of contact to a flawless event.

Think of our knowledgeable event managers as your personal resident experts. They'll connect you to our full range of building services and our in-house and preferred provider services.

VENUE SERVICES

Our award-winning customer service is directly attributable to our staff and the strong partnership we have with local labor unions.

Our building places a high priority on safety and security for attendees. Our in-house security team is extensively trained and our security providers are vetted to ensure a safe and secure meeting environment.

We were the first convention center in the nation to have uniformed greeters to welcome guests. They are still the best in the industry at assisting with directions, special needs and managing traffic flow.

FOOD & BEVERAGE

From first course to last, our exclusive onsite food and beverage provider, Sodexo Live!, offers impeccable service and carefully crafted menus for every occasion and size. Each guest is treated to a unique culinary experience from our team of talented professionals.

AUDIO VISUAL

Our preferred audio visual partner is ON Site, a division of ON Services. Utilizing the latest technology, combined with a focus on exceptional service, the team provides a full spectrum of AV production rigging and hybrid event services.

TECHNOLOGY


Our exclusive in-house technology provider, Smart City Networks, keeps you and your attendees connected with internet, telephone, cable TV and event radio services. Smart City engineers have the expertise and experience to develop custom network solutions based on your specific event needs.

FEDEX OFFICE BUSINESS CENTER

A full-service business center is conveniently located in our lobby, making it easy to get all of your business and document needs taken care of.

DIGITAL SIGNAGE

Digital Conventions, our digital signage partner, is ready to help you enhance the experience of your event. High-definition digital signage can deliver real-time information to your attendees, integrate with your social media and stream live event content to video screens throughout our venue. This modern approach is perfect for wayfinding, advertising, announcements and more.



DOWNTOWN SAN DIEGO HOTELS

HEADQUARTER HOTELS



1 GRAND HYATT SAN DIEGO



2 MARRIOTT MARQUIS SAN DIEGO MARINA



3 HILTON SAN DIEGO BAYFRONT



4 OMNI SAN DIEGO HOTEL

HOTELS

1. Grand Hyatt San Diego
2. Marriott Marquis San Diego Marina
3. Hilton San Diego Bayfront
4. Omni San Diego Hotel
5. AC Hotel by Marriott San Diego
6. Andaz San Diego
7. Best Western Plus Bayside Inn
8. The Bristol Hotel
9. Carté Hotel & Suites San Diego
10. Comfort Inn Gaslamp Convention Center
11. Courtyard San Diego Downtown
12. Courtyard San Diego Downtown Gaslamp
13. DoubleTree by Hilton San Diego Downtown
14. Embassy Suites San Diego Bay - Downtown
15. Four Points by Sheraton San Diego Downtown

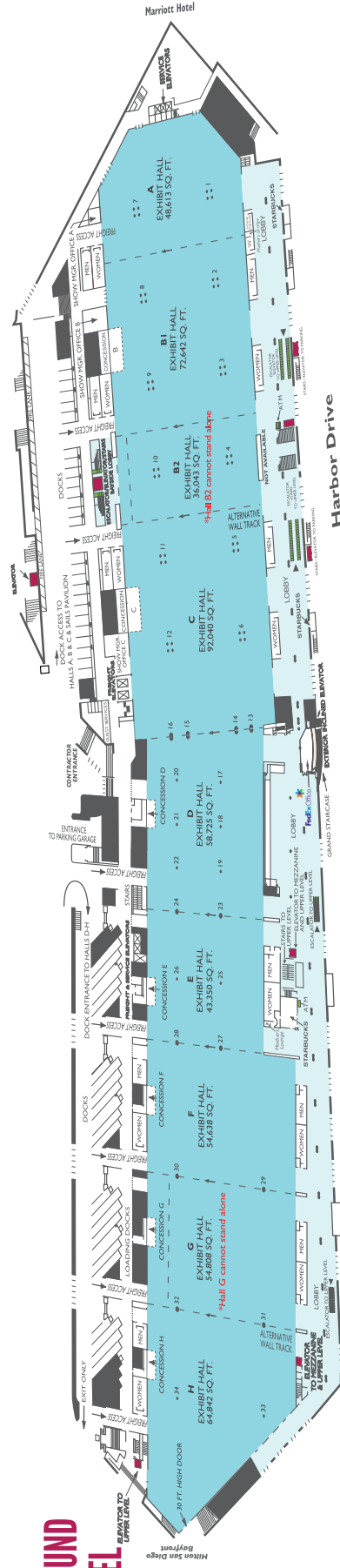
ROOMS

1,628	16. The Guild San Diego	163	31. The Pendry	317
1,360	17. Hampton Inn by Hilton San Diego - Downtown	177	32. Porto Vista Hotel	189
1,190	18. Hard Rock Hotel San Diego	420	33. Residence Inn San Diego Downtown	121
511	19. Hilton Garden Inn/Homewood Suites	204/160	34. Residence Inn San Diego Downtown/Gaslamp Quarter	240
147	20. Hilton San Diego Gaslamp Quarter	283	35. San Diego Marriott Gaslamp Quarter	306
159	21. Holiday Inn Express San Diego Downtown	148	36. The Sofia Hotel	211
122	22. Horton Grand Hotel	132	37. SpringHill Suites/Residence Inn Bayfront	253/147
102	23. Hotel Indigo San Diego Gaslamp Quarter	210	38. TownePlace Suites by Marriott San Diego Downtown	98
239	24. Hotel Republic	258	39. The US GRANT - A Luxury Collection Hotel	270
103	25. Hotel Z	96	40. The Westgate Hotel	223
245	26. InterContinental San Diego	400	41. The Westin San Diego	436
90	27. Kimpton Alma San Diego	183	42. The Westin San Diego Gaslamp Quarter	450
333	28. Solamar (Opening as Margaritaville Hotel in 2023)	235	43. Wyndham San Diego Bayside	600
337	29. Moxy San Diego Gaslamp Downtown	126		
220	30. Palihotel San Diego	122		

TOTAL ROOMS

13,900+

UPPER LEVEL



CAPACITY CHARTS

GROUND LEVEL SPECIFICATIONS

ROOM NAME	DIMENSIONS	SQUARE FEET	CEILING HEIGHT	10' X 10' BOOTHS	SEATING CAPACITIES			
					THEATER	CLASSROOM	BANQUET	RECEPTION
Exhibit Hall ABCDEFGH	1918'0" x 304'0"	525,701	varies	2939	**	**	**	**
• Exhibit Hall ABC	838'9" x 299'4"	249,338	27'4" 40'0"	1388	20,000	16,936	12,640	20,000
• Exhibit Hall A	180'0" x 299'4"	48,613	27'4" 40'0"	270	4,500	2,850	2,140	4,500
• Exhibit Hall B1	236'9" x 299'4"	72,642	27'4" 40'0"	406	6,000	4,548	3,120	6,000
• Exhibit Hall B2*	119'9" x 299'4"	36,043	27'4" 40'0"	203	2,500	1,808	1,390	2,500
• Exhibit Hall B1/B2	299'4" x 356'6"	108,685	27'4" 40'0"	609	8,500	6,772	5,060	8,500
• Exhibit Hall B2/C	299'4" x 418'3"	128,083	27'4" 40'0"	708	9,100	7,288	5,880	9,100
• Exhibit Hall C	298'6" x 299'4"	92,040	27'4" 40'0"	509	6,600	5,300	4,600	6,600
• Exhibit Hall DEFGH	1072'6" x 304'0"	276,363	varies	1551	**	**	12,770	**
• Exhibit Hall D	256'0" x 240'4"	58,725	27'4" 39'0"	324	5,880	4,244	2,690	5,880
• Exhibit Hall E	180'0" x 240'4"	43,350	27'4" 39'0"	240	4,330	3,044	2,010	4,330
• Exhibit Hall F	180'0" x 304'0"	54,638	36'4" 64'0"	311	5,750	3,840	2,480	6,000
• Exhibit Hall G*	180'0" x 304'0"	54,808	36'4" 64'0"	311	5,750	3,840	2,480	6,000
• Exhibit Hall H	295'0" x 304'0"	64,842	36'4" 64'0"	365	6,130	4,520	2,900	6,700
• Exhibit Hall FG	360'0" x 304'0"	109,446	36'4" 64'0"	596	12,000	8,536	5,690	12,000
• Exhibit Hall GH	475'0" x 304'0"	119,650	36'4" 64'0"	604	12,327	9,568	6,150	12,700
Show Office A	30' x 20'	600 gsf						
Show Office B	30' x 30'	900 gsf						
Show Office C	11' x 23'	450 gsf						
Show Office D	32' x 23'8"	700 gsf						
Show Office E	28' x 23'8"	650 gsf						
Show Office F	24'4" x 15'10"	350 gsf						
Show Office G	24' x 15'10"	330 gsf						
Show Office H	24' x 15'10"	330 gsf						
DOOR DIMENSIONS								
Front Entrance Doors	7'w x 9'h							
Exhibit Hall Doors	6'w x 9'h							
Freight Door (A)	20'w x 16'h							
Freight Door (B)	20'w x 16'h							
Freight Door (C)	20'w x 16'h							
Freight Door (D)	23'w x 16'h							
Freight Door (E)	23'w x 16'h							
Freight Door (F)	23'w x 16'h							
Freight Door (G)	23'w x 16'h							
Freight Door (H)	23'w x 16'h							
Elephant Door (H)	23'w x 30'h							
CONCESSION AREAS								
(A)	N/A							
(B)	45' x 25'							
(C)	45' x 25'							
(D)	30' x 30'							
(E)	30' x 30'							
(F)	30' x 30'							
(G)	30' x 30'							
(H)	30' x 30'							

General Information

Capacities	All capacities based on calculations of the San Diego Fire Marshal
Floor Loads	350 lbs. per sq. ft.
Airwalls	Sound absorptive panels; denoted by dotted lines
Columns	Four column types as denoted on diagram by numbers
Utility Boxes	Floor utility boxes are on 30 ft. centers; all boxes have phone and electrical (110 v. on 30 amp. breakers, single phase, and 208 v. on 60 amp breakers, single phase)
Lighting	LED lighting <i>Note: color temperature of LED lighting is 5K</i>

* Halls B-2 and G do not stand alone.

** Capacities vary. Contact your San Diego Convention Center event manager for custom room set ups.



MEZZANINE LEVEL SPECIFICATIONS

ROOM	DIMENSIONS	SQUARE FEET	CEILING HEIGHT	SEATING CAPACITIES			
				THEATER	CLASSROOM	BANQUET	RECEPTION
12	27'10" x 38'11"	1,055	10'	84	55	40	150
13	34'1" x 36'10"	1,038	9'11.5"	75	60	40	152
14AB	77'1" x 58'5"	4,616	14'6"	520	296	180	665
• 14A	37'7" x 58'5"	2,310	14'6"	230	117	90	332
• 14B	39'6" x 58'6"	2,306	14'6"	230	130	90	334
15AB	79'2" x 58'6"	4,615	14'6"	546	296	180	665
• 15A	39'6" x 58'6"	2,304	14'6"	235	130	90	334
• 15B	39'8" x 58'6"	2,311	14'6"	230	130	90	332
16AB	79'3" x 58'7"	4,626	14'6"	546	296	180	665
• 16A	39'8" x 58'7"	2,312	14'6"	230	130	90	332
• 16B	39'7" x 58'7"	2,314	14'6"	230	130	90	334
17AB	79'2" x 58'6"	4,615	14'6"	546	296	180	664
• 17A	58'6" x 39'7"	2,311	14'6"	230	130	90	332
• 17B	58'6" x 39'7"	2,314	14'6"	230	130	90	332
18	27'8" x 38'11"	1,049	9'11.5"	84	55	40	150
19	34'8" x 36'8"	1,007	9'11.5"	72	51	40	144

OUTDOOR	DIMENSIONS	SQUARE FEET
Mezzanine East Terrace	162' x 37'7" to 65'6"	18,262
Mezzanine West Terrace	162'8" x 38'2" to 65'6"	18,777

General Information

Lighting

LED lighting - levels controllable at wall panel
**Note: color temperature of LED lighting is 5K*

Rooms 14-17

Glass windows and doors open to terrace. Sheers and black-out-drapes allow for enhanced A/V presentations

Airwalls

Sound absorptive panels; denoted by dotted lines

Access to Mezzanine Level

Mezzanine Level is accessible in three ways:

- from Cityside Ground Level Lobby West to Upper Level, across Upper Level, then down to Mezzanine Level via elevator, escalator or stairs
- from Bayside Exterior Ground Level via exterior elevator or stairs
- from Ground Level Bayside Lobby, for Exhibit Halls B & C licensees, via interior elevator, escalator or stairs



UPPER LEVEL SPECIFICATIONS

ROOM	DIMENSIONS	SQUARE FEET	CEILING HEIGHT	SEATING CAPACITIES			
				THEATER	CLASSROOM	BANQUET	RECEPTION
1AB	77'5" x 58'8"	4,515	14'6"	504	288	180	647
• 1A	37'10" x 58'8"	2,207	14'6"	220	120	90	319
• 1B	39'7" x 58'8"	2,308	14'6"	220	120	110	328
2	59'6" x 59'5"	3,509	14'6"	340	156	160	500
3	48'9" x 59'4"	2,833	14'6"	280	155	90	403
4	48'3" x 58'7"	2,839	14'6"	280	155	110	403
5AB	80'2" x 58'5"	4,667	14'6"	504	288	180	657
• 5A	39'5" x 59'5"	2,300	14'6"	220	120	90	328
• 5B	40'9" x 59'8"	2,367	14'6"	220	120	90	329
Ballroom 6ABCDEF	114'3" x 348'10"	40,781	23'8.5"	4,000	2,360	2,080	5,760
• 6A	89'11" x 114'3"	10,573	23'8.5"	1,040	576	480	1,472
• 6B	89'9" x 114'3"	10,607	23'8.5"	1,040	576	480	1,508
• 6C	59'9" x 89'10"	5,291	23'8.5"	560	360	240	754
• 6D	59'0" x 74'11"	4,508	23'8.5"	442	264	160	632
• 6E	59'0" x 74'4"	4,508	23'8.5"	442	264	160	632
• 6F	59'9" x 89'10"	5,294	23'8.5"	560	360	240	754
7AB	72'11" x 58'7"	4,254	14'6"	480	279	150	613
• 7A	33'5" x 58'7"	1,950	14'6"	200	110	80	285
• 7B	39'6" x 58'7"	2,304	14'6"	230	130	110	328
8	59'4" x 59'5"	3,498	14'6"	340	156	160	500
9	48'3" x 58'8"	2,838	14'6"	280	155	120	403
10	48'2" x 58'8"	2,836	14'6"	280	155	120	346
11AB	79'8" x 58'7"	4,639	14'6"	504	288	180	657
• 11A	39'7" x 58'8"	2,309	14'6"	220	120	90	328
• 11B	40'1" x 58'7"	2,330	14'6"	220	120	90	329
Sails Pavilion	299' x 305'5"	90,000	Varied	8,700	6,100	4,000	8,700
Ballroom 20ABCD*	151'8" x 270'4"	40,706	30'0"	4,800	2,904	1,960	5,820
• 20ABC	151'0" x 178'4"	27,000	30'0"	3,052	1,856	1,380	3,857
• 20A	151'8" x 88'4"	13,100	30'0"	1,330	860	580	1,880
• 20AB	151'8" x 133'4"	20,050	30'0"	2,214	1,352	980	2,865
• 20BCD	151'0" x 182'0"	27,606	30'0"	3,034	1,912	1,380	3,943
• 20BC	151'8" x 90'0"	13,900	30'0"	1,330	896	600	1,985
• 20CD	151'8" x 137'0"	20,656	30'0"	2,132	1,352	980	2,865
• 20D	151'8" x 92'0"	13,706	30'0"	1,400	848	680	1,960
21	35'10" x 32'0"	1,222	18'0"	84	48	40	125
22	45'4" x 40'2"	1,856	18'0"	168	80	60	185
23ABC	41'8" x 88'0"	3,954	18'0"	374	224	140	405
• 23A	28'6" x 42'8"	1,211	18'0"	112	72	40	135
• 23B	30'0" x 44'4"	1,324	18'0"	112	78	40	135
• 23C	29'8" x 46'0"	1,418	18'0"	117	78	40	135
24ABC	47'3" x 88'0"	4,446	18'0"	420	256	210	420
• 24A	29'8" x 47'2"	1,461	18'0"	126	90	60	140
• 24B	30'0" x 49'4"	1,476	18'0"	126	90	60	140
• 24C	28'6" x 51'2"	1,507	18'0"	140	96	60	140
25ABC	52'4" x 89'0"	4,886	18'0"	480	320	210	480
• 25A	28'6" x 52'4"	1,550	18'0"	143	102	60	160
• 25B	30'0" x 54'4"	1,629	18'0"	154	96	60	160
• 25C	30'6" x 56'0"	1,708	18'0"	154	108	60	160
26AB	53'6" x 58'6"	3,282	18'0"	340	187	120	340
• 26A	30'0" x 54'6"	1,632	18'0"	154	96	60	170
• 26B	28'6" x 56'3"	1,655	18'0"	156	108	60	170
27AB	35'2" x 57'9"	2,109	18'0"	182	117	60	210
• 27A	35'2" x 29'6"	1,117	18'0"	78	42	40	105
• 27B	35'2" x 28'3"	992	18'0"	97	54	40	105


* Ballroom 20 B & Ballroom 20C do not stand alone

UPPER LEVEL SPECIFICATIONS CONTINUED...

ROOM	DIMENSIONS	SQUARE FEET	CEILING HEIGHT	SEATING CAPACITIES			
				THEATER	CLASSROOM	BANQUET	RECEPTION
28ABCDE	55'4" x 151'8"	8,458	18'0"	850	560	330	850
• 28A	55'4" x 29'8"	1,641	18'0"	143	80	60	170
• 28B	55'4" x 30'0"	1,660	18'0"	143	80	60	170
• 28C	55'4" x 30'0"	1,660	18'0"	143	80	60	170
• 28D	55'4" x 30'0"	1,660	18'0"	143	80	60	170
• 28E	55'4" x 32'0"	1,835	18'0"	154	80	60	170
29ABCD	88'6" x 57'6"	6,976	18'0"	672	484	270	720
• 29A	31'4" x 57'6"	1,835	18'0"	168	90	60	180
• 29B	30'0" x 57'6"	1,725	18'0"	168	90	60	180
• 29C	30'0" x 57'6"	1,725	18'0"	168	90	60	180
• 29D	28'6" x 57'6"	1,691	18'0"	168	90	60	180
30ABCDE	148'0" x 57'6"	8,626	18'0"	840	638	330	875
• 30A	29'8" x 57'6"	1,760	18'0"	168	108	60	175
• 30B	30'0" x 57'6"	1,725	18'0"	168	108	60	175
• 30C	30'0" x 57'6"	1,725	18'0"	168	108	60	175
• 30D	30'0" x 57'6"	1,725	18'0"	168	108	60	175
• 30E	28'6" x 57'6"	1,691	18'0"	168	108	60	175
31ABC	88'2" x 57'6"	5,176	18'0"	520	352	210	525
• 31A	28'6" x 57'6"	1,691	18'0"	168	108	60	175
• 31B	30'0" x 57'6"	1,725	18'0"	168	108	60	175
• 31C	29'8" x 57'6"	1,760	18'0"	168	108	60	175
32AB	59'4" x 57'6"	3,521	18'0"	350	198	120	350
• 32A	29'8" x 57'6"	1,760	18'0"	168	108	60	175
• 32B	29'8" x 57'6"	1,760	18'0"	168	108	60	175
33ABC	88'4" x 57'6"	5,168	18'0"	520	352	210	525
• 33A	28'6" x 57'6"	1,686	18'0"	168	108	60	175
• 33B	30'0" x 57'6"	1,725	18'0"	168	108	60	175
• 33C	29'8" x 57'6"	1,756	18'0"	168	108	60	175

OUTDOORS

Pavilion Terrace	247'6" x 47'6"	17,920
West Terrace	282'6" x 47'6"	19,955
Plaza Terrace	249'6" x 87'0"	11,752
East Terrace	689'0" x 31'0"	20,422
Center Terrace	208'5" x 50'6"	11,395



General Information

SAILS PAVILION

Floor Loads 150 lbs. per sq. ft

Clearance 27 ft. to the bottom of lighting encasement

Lighting RGB dimmable LED uplights (color lights)
Note: color temperature changes based on RGB
 Non dimmable HiBay LED lights
**Note: color temperature is 5K*

Rigging Production rigging in the Sails Pavilion is exclusive to our AV Contractor
Ask your event manager for more information

BALLROOM AS EXHIBIT SPACE

Specifications Two column-free ballrooms
 • Ballroom 6 has a ceiling height of 24 ft. and Ballroom 20 has a ceiling height of 30 ft.
 • Ballroom 6 and 20 can accommodate approximately 200 – 10 ft. x 10 ft. booths

Lighting • Ballroom 6 as exhibit space – LED lighting with pre-set and dimming capabilities, controllable at wall panels
 • Ballroom 20 as exhibit space – LED lighting with dimming capabilities, controllable at wall panels
Note: color temperature of LED lighting is 5K

MEETING ROOMS

Lighting LED lighting with dimming capabilities
Note: color temperature of LED lighting is 5K

Airwalls Sound absorptive panels; denoted by dotted lines

LOBBIES AND CORRIDORS

Lighting LED lighting throughout



SUSTAINABILITY & COMMUNITY

From using renewable energy to reducing waste, our business practices are recognized nationally and internationally for environmental responsibility and sustainability.

ENERGY

In 2021, we began partnering with San Diego Community Power to source sustainable energy from renewable sources, consequently increasing our renewable percentage from 31% to 50%. We also seek to reduce our energy consumption. For example, our entire facility uses LED light fixtures, including the lights in our iconic Sails Pavilion.

FOOD SOURCING

Our goal of elevating the culinary experience for our attendees concurrently aims to reduce our impact on the environment through careful ingredient sourcing and menu development. We purchase within a 150-mile radius whenever season permits and develop environmentally friendly menus with vegetarian options.

RECYCLING AND COMPOSTING

Our extensive recycling program includes 4-stream waste receptacles divided into paper, recyclables, trash, and compost. We do not have in-sink garbage disposal units in our kitchens. Instead, staff are trained to place all food scraps into the green compost bins. We have composted as much as 180 tons of non-edible food in a single year.

When food is prepared but not served, we donate it to the San Diego Rescue Mission. One year of food donations plates over 100,000 meals, on average!

To further reduce waste, we collaborate with meeting planners to donate excess convention materials to local organizations. One example is partnering with Habitat for Humanity to provide materials they can use to build houses.

CITYWIDE INITIATIVES

Beyond our building, sustainable practices are evident across our region. In 2022, the City of San Diego updated the City's Climate Action Plan, setting an aggressive target of net-zero greenhouse gas emissions by 2035.

VOLUNTEERING

We also support our community through ongoing participation in the San Diego Pride Parade, holiday donation drives, neighborhood clean-up efforts, and service projects throughout the year.

For more details, see visitsandiego.com

NEW AMENITIES SUPPORTING SUSTAINABLE PRACTICES

- Water bottle fill stations throughout the building lobbies
- Electric vehicle (EV) charging stations in the parking garage